

Stormwater Pollution Prevention Guide

FOR INDUSTRY

Protect your business, your clients and your reputation by installing and maintaining industrial stormwater best management practices (BMPs) properly.

You'll not only avoid fines and work stoppages, you'll be protecting the waterways your community depends on, and earning a well deserved reputation.



For more information visit:
www.nepwater.org

Stormwater and Industry

General Cleaning



- Whenever possible, purchase water based cleaning products. Look for products labeled “non-toxic,” “non-petroleum based,” “ammonia-free,” “phosphate-free,” and/or “readily biodegradable”.
- Dispose of unused portions properly, and follow appropriate cleanup practices.
- Collect wastes for recycling or proper disposal.
- Read labels carefully and follow directions.
- Use a mop and bucket, and dispose of wash water down a mop sink, floor drain, or sanitary sewer (sink or toilet). Never pour wash water or chemicals down a stormdrain.
- Be sure to store all chemicals in appropriate containers that don't leak.
- Sweep shop floors, materials processing and storage areas, access roads, parking lots and sidewalks. Do not wash down with a hose.
- Collect and dispose of debris in waste containers. Do not sweep into the gutter or stormdrain.

Spills



- Keep a spill kit appropriate for the materials you use handy and stocked, ready for use.
- Clean up spills immediately to minimize safety hazards and prevent spills from entering storm drains and discharge points.
- Use absorbent material or containment berms for liquid spills, rather than hosing down the area. Remove the absorbent materials promptly and dispose of properly.
- Always use dry methods to clean spills (sweeping) and never hose down the area. Any excess chemical spills, especially outdoors, should be swept up immediately.
- Report any chemical spill to the local hazardous waste cleanup team. They'll know the best way to keep spills from harming the environment.

Dumpsters



- Prevent polluted runoff by covering all dumpsters. Anything in an uncovered dumpster or trash bin is vulnerable to the weather, and can wash into nearby stormdrains during wet weather.
- Schedule regular waste pick-ups.
- Never wash down dumpsters with a hose. If cleaning is needed, contact the leasing company.
- Check dumpsters regularly for leaks, and replace if necessary.

Parking Lots



- Control litter by sweeping and picking up trash regularly.
- Dry sweep paved areas on a regular basis, especially around storm drains. This includes parking lots, patios, sidewalks & dumpster areas.
- Do NOT use a hose to wash down pavement.

Material Storage




- Store all outdoor containers holding powder and liquid materials under cover to protect from rain and snow, and keep in good condition.
- Use secondary containment devices or construct dikes/curbs to contain any possible leaks.
- Keep all containers closed and secure.
- Store soil and mulch piles in contained areas where they cannot be washed into the storm drainage system. When these materials are transported for use on site, store them on the lot and out of the street where they won't be washed into the street and storm drain system with overspray from irrigation or stormwater.

Maintain your BMPs!

www.nepwater.org

Landscaping



- Use organic fertilizer whenever possible. Organic or slow-release nitrogen fertilizer causes less harm to water. Be sure to use fertilizer with no or low phosphorus—phosphorus causes algae growth in water.
- Limit the use of lawn chemicals and always follow directions. Use the smallest amount necessary.
- If you are having problems with your grass, don't keep adding chemicals. Have your soil tested at the UMass Extension: <http://extension.umass.edu/landscape/>
- Use permeable materials, like pavers or crushed stone for any “hardscape” projects, such as patios or walkways. Permeable systems allow rain and snow melt to soak through the material, thereby decreasing stormwater runoff.

Irrigation




- Avoid over-watering to prevent excess runoff.
- Avoid irrigating when it's windy to prevent runoff and evaporation.
- Make sure that sprinkler heads are pointed at the lawn and not the pavement – adjust and fix heads as necessary.
- Upgrade to a moisture sensor to ensure irrigating only when needed, and avoid using old-fashioned irrigation timers.

Snow/Ice Removal

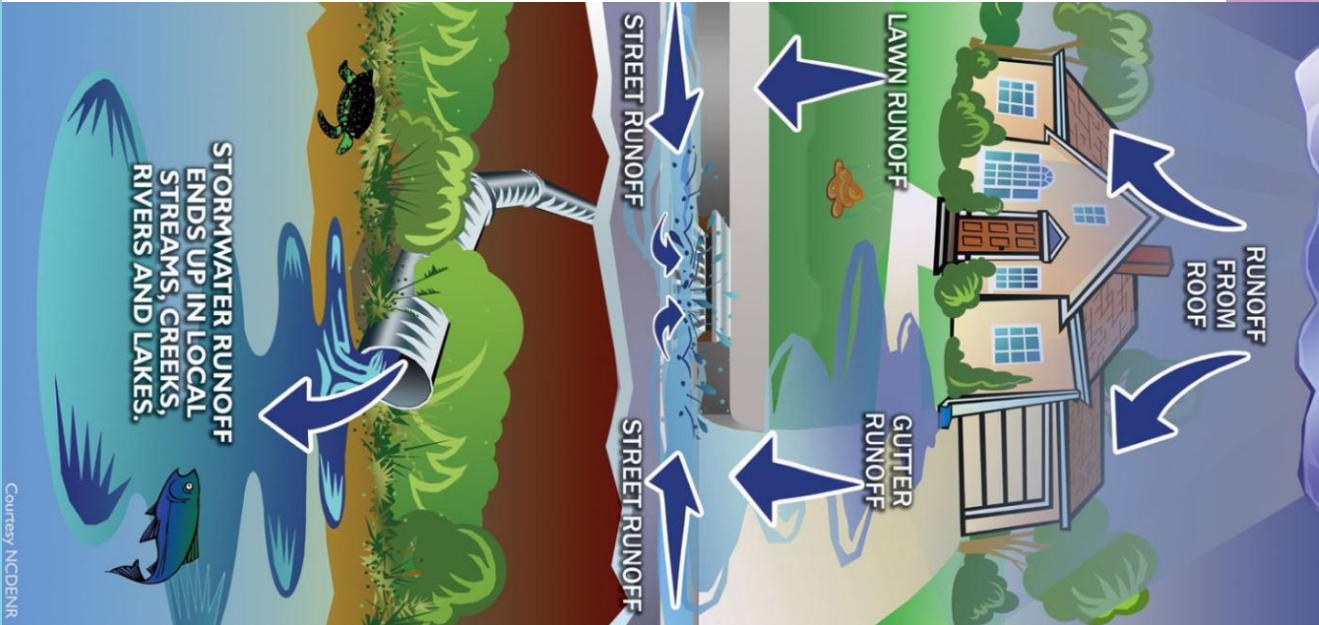


- Avoid over-salting in the winter, and sweep up any excess or spills.
- Store salt in a covered area.
- Use a product that is non-toxic to vegetation and wildlife.
- Do not dump snow into a body of water.

Equipment Maintenance



- Inspect vehicles and equipment for leaks regularly. Fix problems as soon as possible.
- When draining fluids, use a drip pan and/or funnel to prevent any spills.
- Keep a cleanup kit of safety equipment and absorbent material, such as kitty litter or sand for spills.
- Never hose down streets or sidewalks to clean. Use a broom and properly dispose of sweepings.



Industrial

The federal EPA will soon be imposing requirements on municipal stormwater systems, which may be very costly for towns to implement.

Minimizing the pollutants that run off of your site and into stormdrains may reduce the need for towns to raise revenue to comply with these new federal rules.

Taking low cost actions now may result in significant future savings for you in the future.

Stormwater runoff from industrial activities is regulated because it can have a significant impact on water quality by contributing sediment and other pollutants to creeks, streams, lakes, etc.

Follow Best Management Practices (BMP's) to reduce or eliminate industrial stormwater runoff pertaining to:

- general cleaning, both indoors and outdoors;
- maintenance and cleaning of dumpsters and disposal areas;
- materials storage;
- spills;
- usage of cleaners and solvents;
- equipment maintenance;
- landscaping and irrigation;
- snow and ice removal.

In addition to statewide rules, you may be required to meet additional local stormwater control regulations.

Check with your city or county government to determine if additional local rules apply to your workplace.



Stormwater Pollution Prevention Guide

Industrial

Many folks don't make the connection that storm drains and waterways are connected. Every time something gets washed down a stormdrain, it can affect the cleanliness and health of the water that we rely on for drinking and recreation.



Common stormwater pollutants include:
Antifreeze, Detergents, Fertilizers, Gasoline, Household Chemicals, Motor Oil, Paints, Pesticides, Pet Waste, Road Salt, Solvents, Yard Waste



You can help to protect local waterways from contaminants by eliminating practices that contribute to stormwater pollution. Picking up after pets and disposing of waste in a trash can is a great start!

Preventing storm water pollution helps to keep our waterways clean for future generations. **Consider your actions and do your part for clean water.**



Stormwater pollution is a toxic mix of bacteria, chemicals, metals, nutrients and other contaminants that wash off of impervious surfaces, down stormdrains, and into local waterways.

Place Stamp Here